

Europäischer Wetterbericht European Meteorological Bulletin Bulletin Météorologique Européen Boletín Meteorológico Europeo



Amtsblatt des Deutschen Wetterdienstes

Druck und Verlag: Deutscher Wetterdienst, Frankfurter Straße 135, 63067 Offenbach · Postanschrift: 63004 Offenbach, Postfach 100465, Telefon: (0 69) 80 62-22 84

D 6168 A
ISSN 0341-2970

Erscheint täglich
Bezugspreis jährlich DM 456.–
zuzügl. Porto
Nachdruck nicht gestattet

Issued daily
Yearly Price DM 456.–
plus postage
All rights reserved

Publié quotidiennement
Prix annuel DM 456.–
plus port
Reproduction interdite

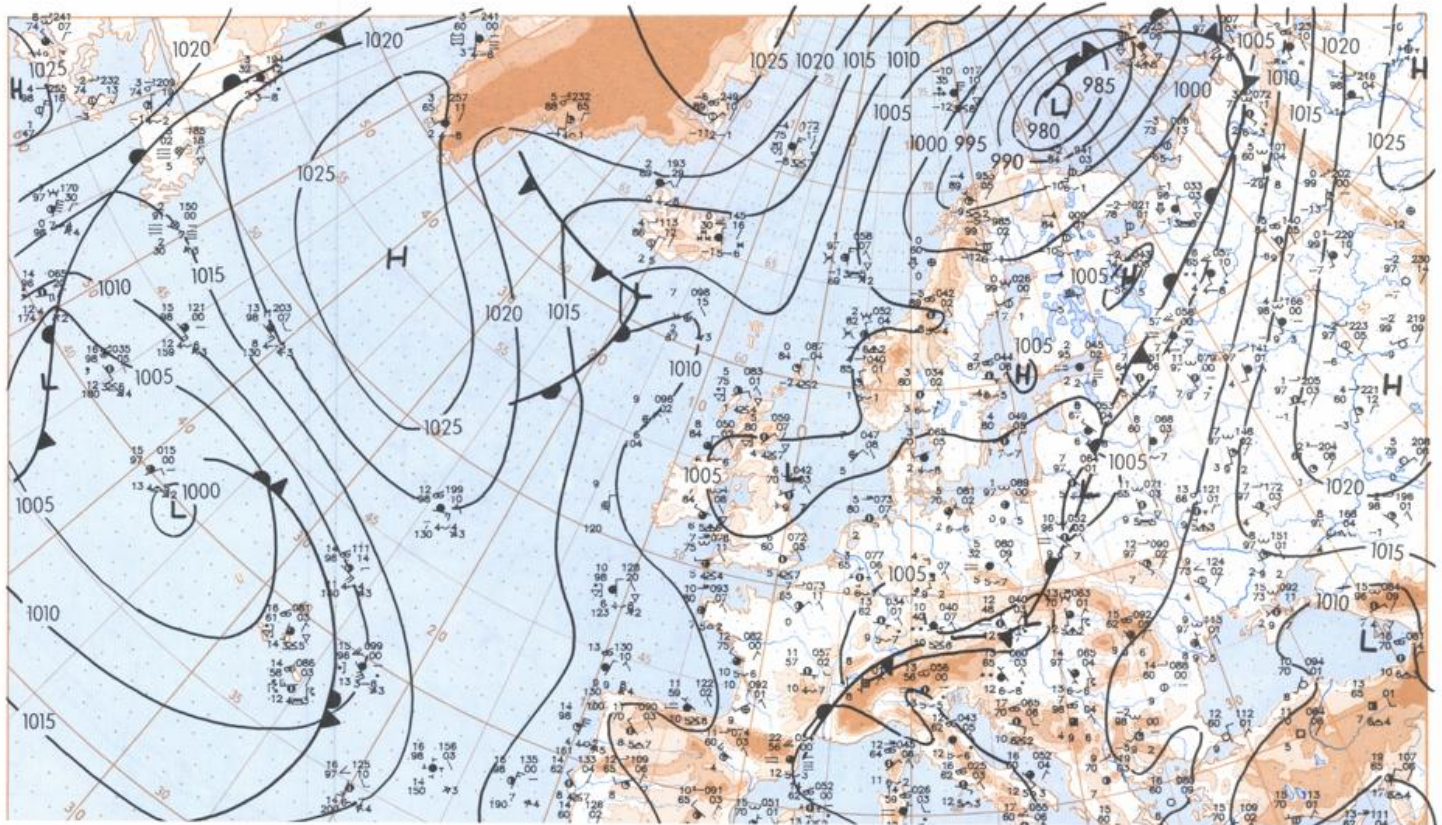
Se publica diariamente
Precio de suscripción anual DM 456.–
plus porte
Se prohíbe la reproducción

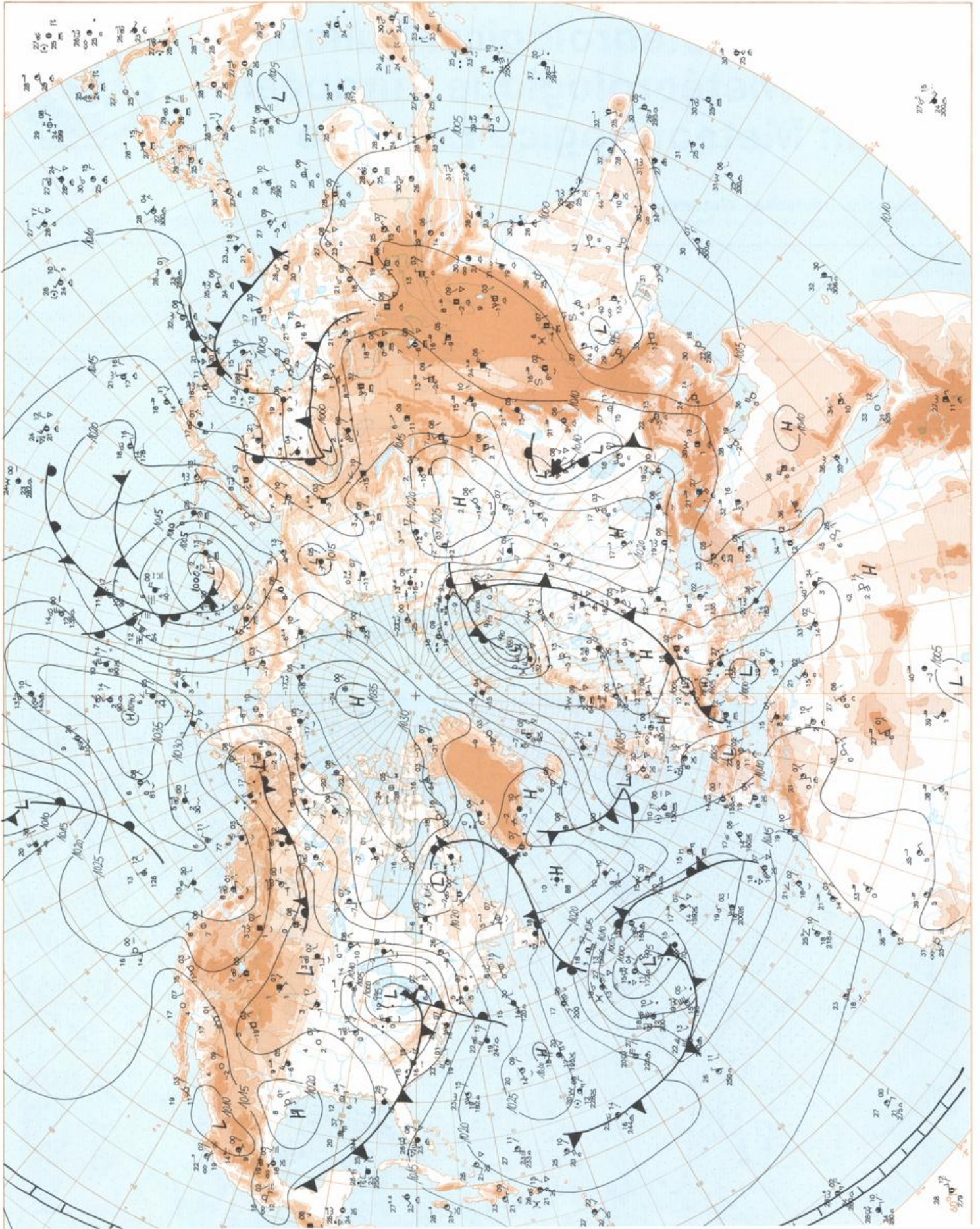
Jahrgang
Volume 21
Volume
Volumen

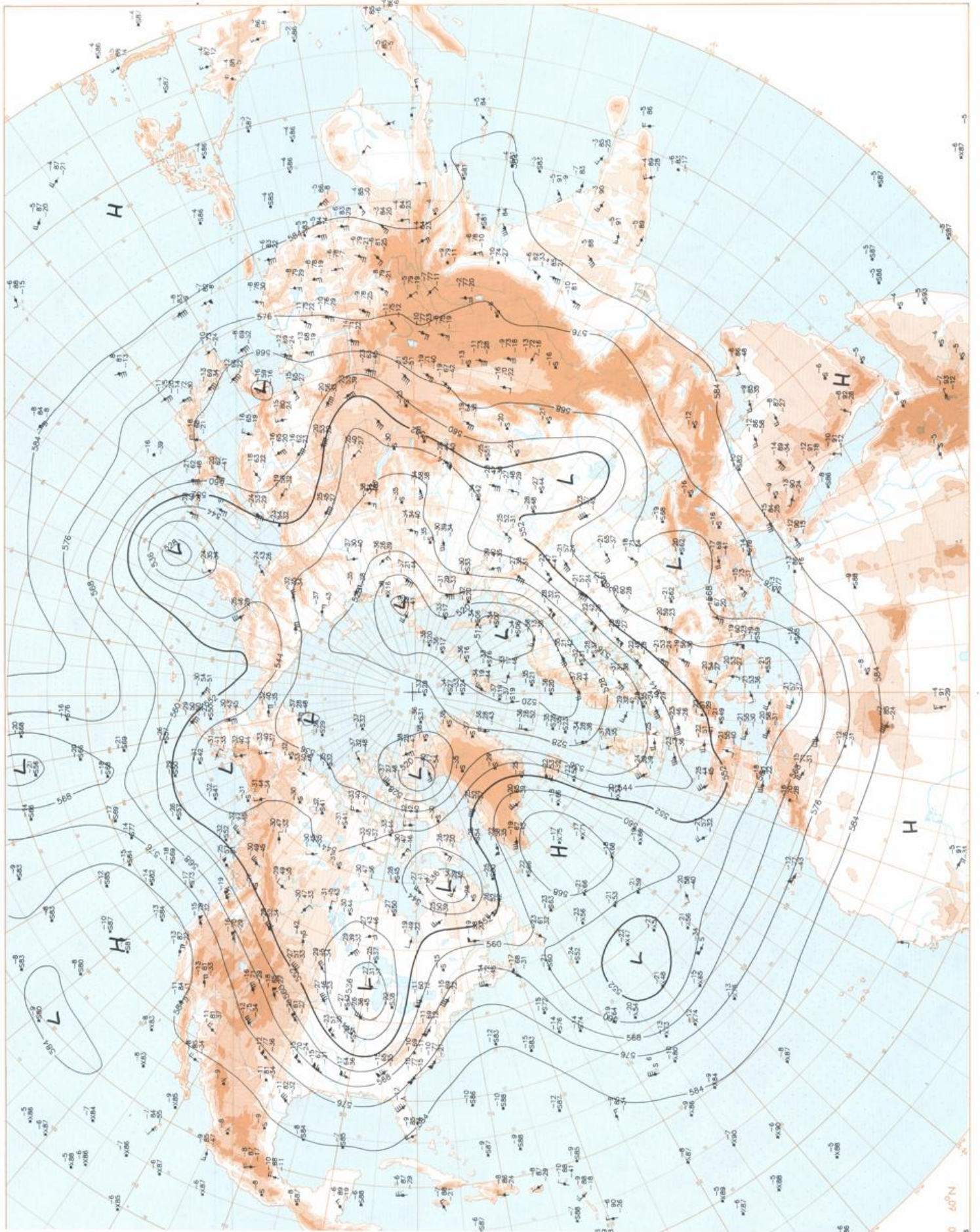
Dienstag
Tuesday 30.04.1996
Mardi
Martes

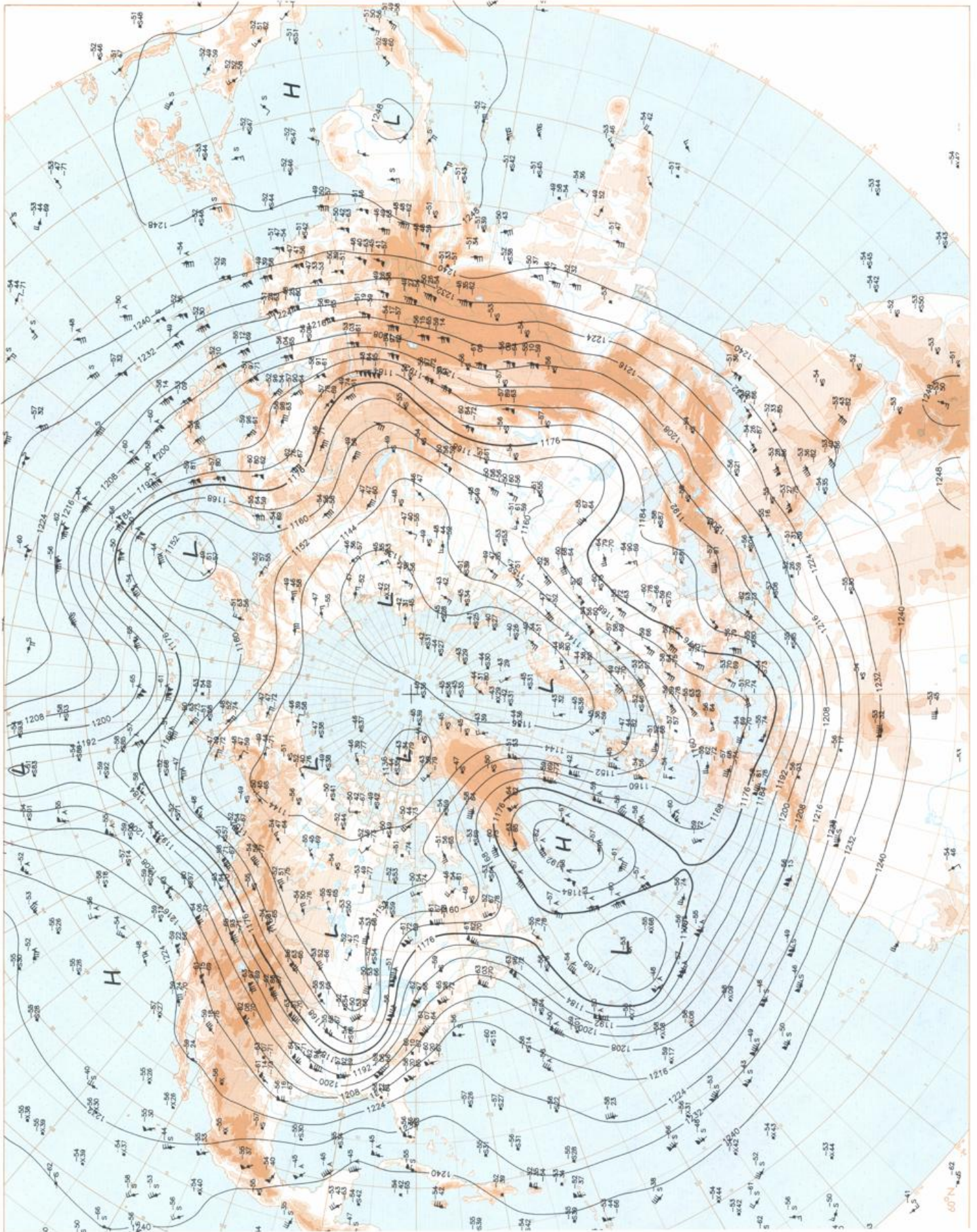
Nummer
Number 121
Numéro
Número

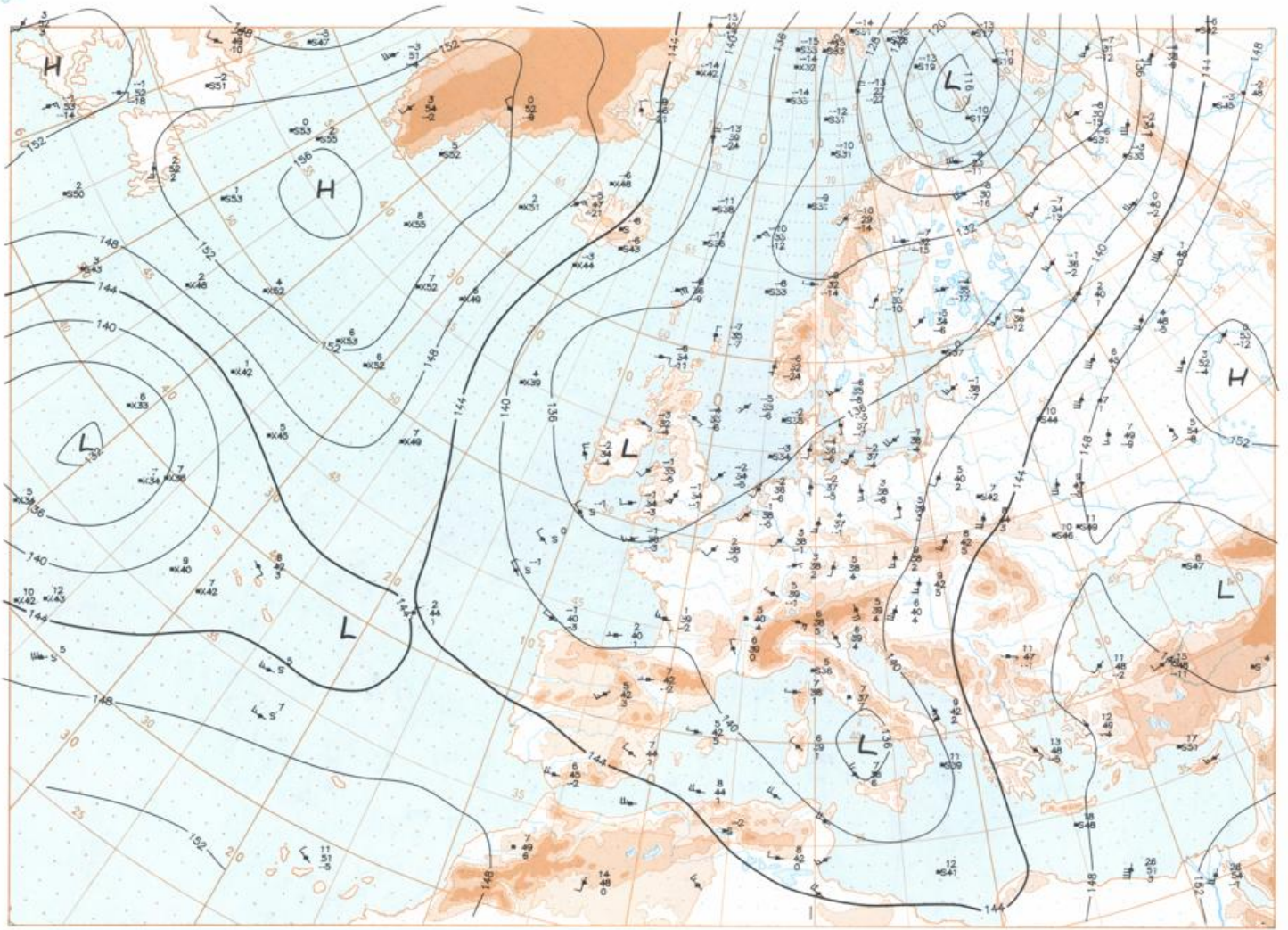
Inhalt	Contents	Contenu	Contenido
Bodenwetterkarte 00 UTC	Surface chart 00 UTC	Carte de surface 00 UTC	Análisis superficie 00 UTC
Bodenwetterkarte Nordhemisphäre 12 UTC	Surface chart northern hemisphere 12 UTC	Carte de surface sur l'hémisphère nord 12 UTC	Análisis en superficie hemisferio norte 12 UTC
500 - hPa-Fläche Nordhemisphäre 12 UTC	500 hPa surface northern hemisphere 12 UTC	Surface 500 hPa sur l'hémisphère nord 12 UTC	Topografía de la superficie de 500 hPa hemisferio norte 12 UTC
200 - hPa-Fläche Nordhemisphäre 12 UTC	200 hPa surface northern hemisphere 12 UTC	Surface 200 hPa sur l'hémisphère nord 12 UTC	Topografía de la superficie de 200 hPa hemisferio norte 12 UTC
100 - hPa-Fläche Nordhemisphäre 12 UTC	100 hPa surface northern hemisphere 12 UTC	Surface 100 hPa sur l'hémisphère nord 12 UTC	Topografía de la superficie de 100 hPa hemisferio norte 12 UTC
850 - hPa 12 UTC, 700 hPa 12 UTC	850 hPa 12 UTC, 700 hPa 12 UTC	850 hPa 12 UTC, 700 hPa 12 UTC	Topografía de la superficie de 850 hPa hemisferio norte 12 UTC
Relative Topographie 500/1000 hPa 12 UTC	Thickness chart 500/1000 hPa 12 UTC	Carte d'épaisseur 500/1000 hPa 12 UTC	850 hPa 12 UTC, 700 hPa 12 UTC
300 - hPa 12 UTC	300 hPa 12 UTC	300 hPa 12 UTC	Relativa 500/1000 hPa 12 UTC
Aerologische Diagramme 12 UTC	Aerological diagrams 12 UTC	Diagrammes aérologiques 12 UTC	300 hPa 12 UTC
			Diagramas aerológicos 12 UTC











Stereogr. proj. 1:30 000 000 in 60°N

850 hPa 12 UTC

