

# Europäischer Wetterbericht European Meteorological Bulletin Bulletin Météorologique Européen Boletín Meteorológico Europeo

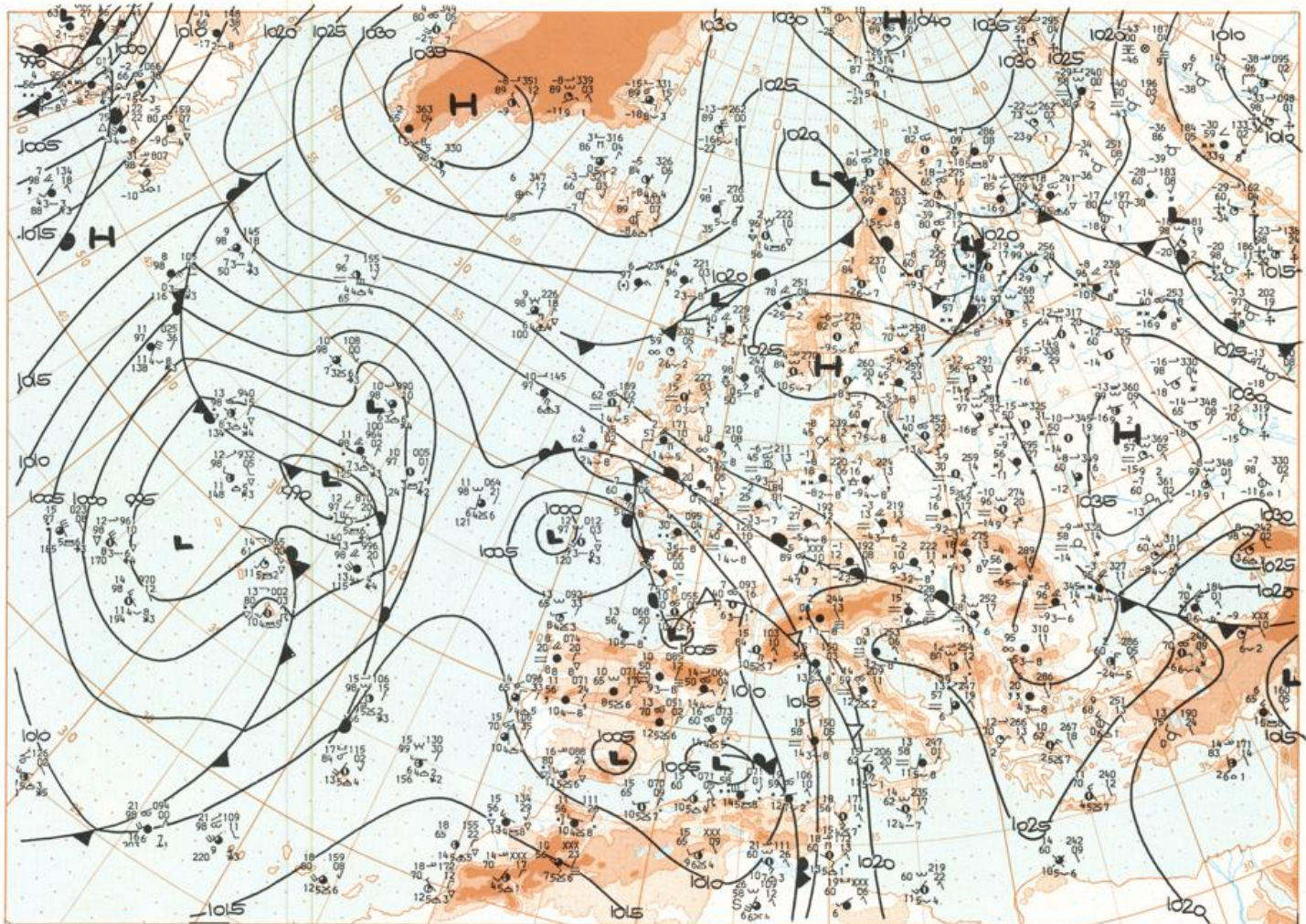
Amtsblatt des Deutschen Wetterdienstes

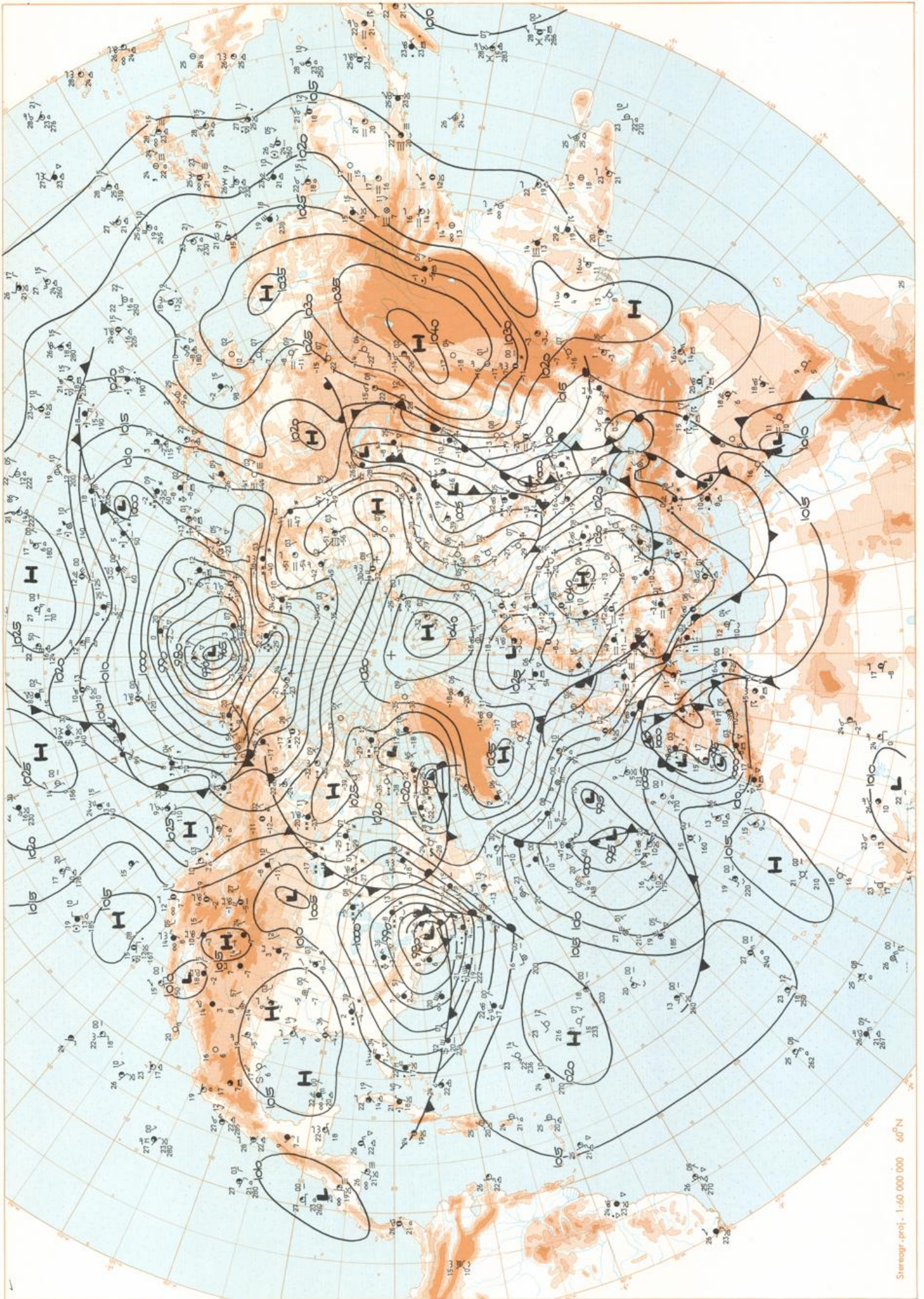
Druck und Verlag: Deutscher Wetterdienst — Zentralamt — D 6050 Offenbach am Main, Frankfurter Straße 135, Tel.: (0611) 80621

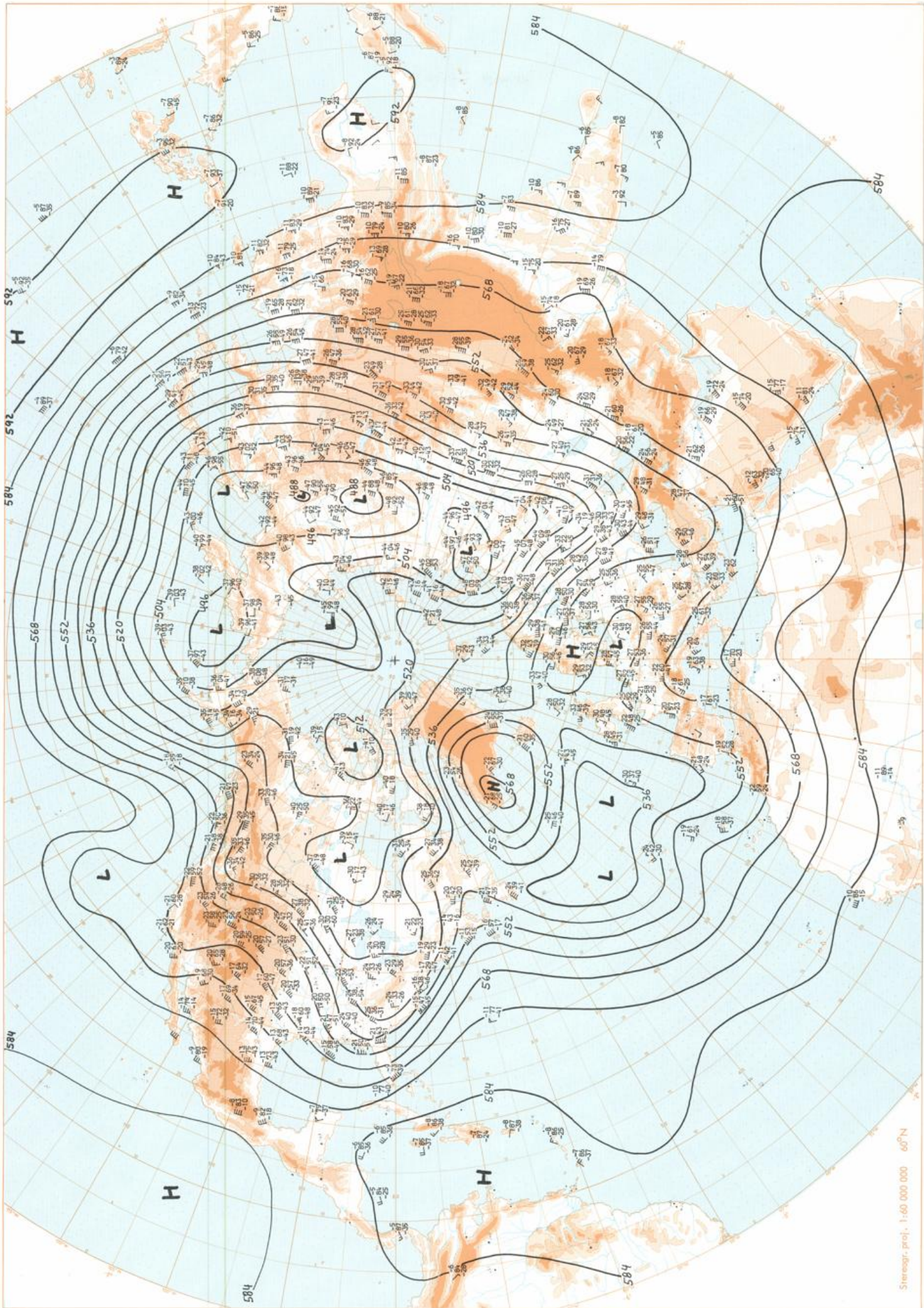
Er erscheint täglich Bezugspreis monatlich einschl. Porto 30,00 DM Nachdruck nicht gestattet	Issued daily Monthly price including postage 30,00 DM All rights reserved	Publié quotidiennement Prix mensuel port compris 30,00 DM Reproduction interdite	Se publica diariamente Precio de suscripción mensual incluyendo porte 30,00 DM Se prohíbe la reproducción
-------------------------------------------------------------------------------------------------------	------------------------------------------------------------------------------------	-------------------------------------------------------------------------------------------	--------------------------------------------------------------------------------------------------------------------

Jahrgang Volume Volume Volumen	4	Montag Monday Lundi Lunes	22.1.1979	Nummer Number Número	22
-----------------------------------------	---	------------------------------------	-----------	----------------------------	----

<b>Inhalt</b> Bodenwetterkarte 12 MGZ Bodenwetterkarte Nordhemisphäre 00 MGZ 500-mbar-Fläche Nordhemisphäre 00 MGZ  300-mbar-Fläche Nordhemisphäre 00 MGZ 100-mbar-Fläche Nordhemisphäre 00 MGZ  850-mbar 00 MGZ, 700-mbar 00 MGZ Relative Topographie 500/1000 mbar 00 MGZ 300 mbar 00 MGZ 24stg. Bodendruckänderung 00 MGZ 24stg. Änderung relative Topographie 500/1000 mbar 00 MGZ  Aerologische Diagramme 00 MGZ	<b>Content</b> Surface chart 12 GMT Surface chart northern hemisphere 00 GMT 500 mbar surface northern hemisphere 00 GMT  300 mbar surface northern hemisphere 00 GMT 100 mbar surface northern hemisphere 00 GMT  850 mbar 00 GMT, 700 mbar 00 GMT Thickness chart 500/1000 mbar 00 GMT 300 mbar 00 GMT 24 hr surface pressure change 00 GMT 24 hr thickness change 500/1000 mbar 00 GMT  Aerological diagrams 00 GMT	<b>Contenu</b> Carte de surface à 12 TU Carte de surface sur l'hémisphère nord à 00 TU Surface 500 mbar sur l'hémisphère nord à 00 TU  Surface 300 mbar sur l'hémisphère nord à 00 TU Surface 100 mbar sur l'hémisphère nord à 00 TU  850 mbar 00 TU, 700 mbar 00 TU Carte d'épaisseur 500/1000 mbar 00 TU 300 mbar 00 TU Variations de pression en 24 h (niveau mer) en mbar à 00 TU Variations d'épaisseur 500/1000 mbar en 24 h 00 TU  Diagrammes aérologiques 00 TU	<b>Contenido</b> Análisis en superficie a las 12 T.M.G. Análisis en superficie hemisferio norte a las 00 T.M.G. Topografía de la superficie de 500 mbar hemisferio norte a las 00 T.M.G.  Topografía de la superficie de 300 mbar hemisferio norte a las 00 T.M.G. Topografía de la superficie de 100 mbar hemisferio norte a las 00 T.M.G.  850 mbar 00 T.M.G., 700 mbar 00 T.M.G. Relativa 500/1000 mbar 00 T.M.G. 300 mbar 00 T.M.G. Variación de la presión del suelo 24 h en mbar a las 00 T.M.G. Variación de espesor 500/1000 mbar en 24 h 00 T.M.G.  Diagramas aerológicos 00 T.M.G.
--------------------------------------------------------------------------------------------------------------------------------------------------------------------------------------------------------------------------------------------------------------------------------------------------------------------------------------------------------------------------------------------------------------------------------------------------------------------	---------------------------------------------------------------------------------------------------------------------------------------------------------------------------------------------------------------------------------------------------------------------------------------------------------------------------------------------------------------------------------------------------------------------------------------------------------------------	-------------------------------------------------------------------------------------------------------------------------------------------------------------------------------------------------------------------------------------------------------------------------------------------------------------------------------------------------------------------------------------------------------------------------------------------------------------------------------------------------------------------------	----------------------------------------------------------------------------------------------------------------------------------------------------------------------------------------------------------------------------------------------------------------------------------------------------------------------------------------------------------------------------------------------------------------------------------------------------------------------------------------------------------------------------------------------------------------------------------------------------------------------------------------

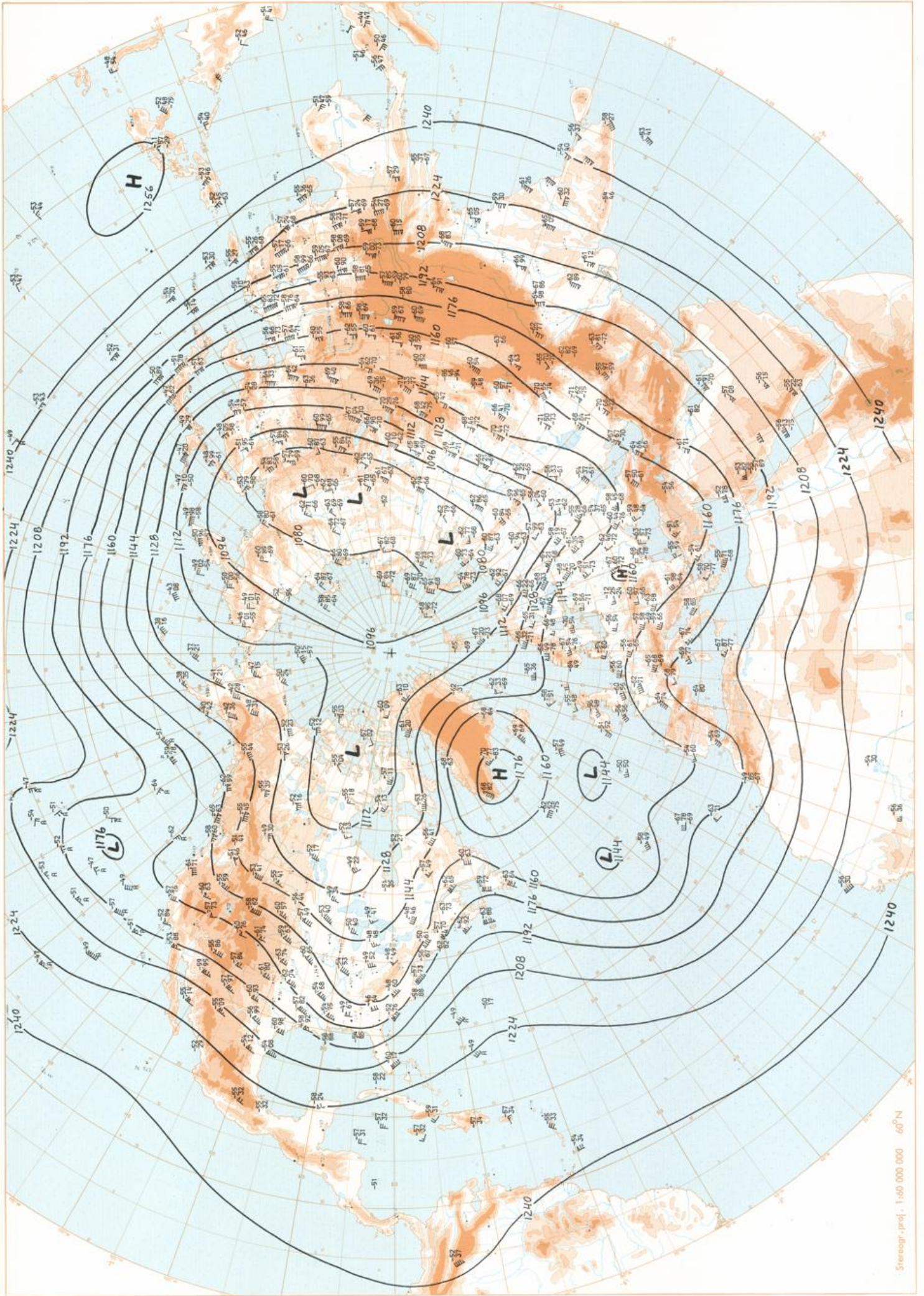




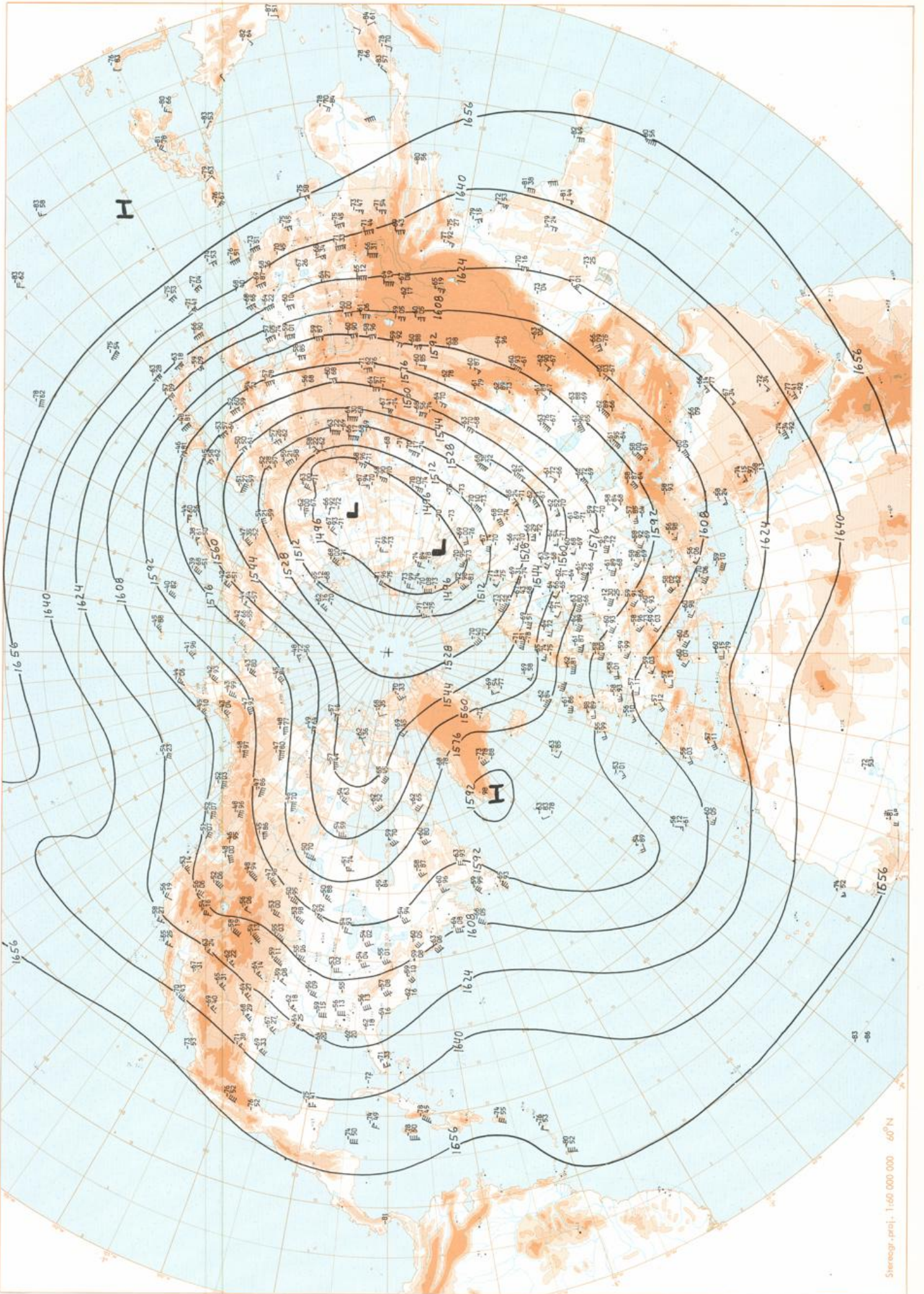


500 mbar OO GMT

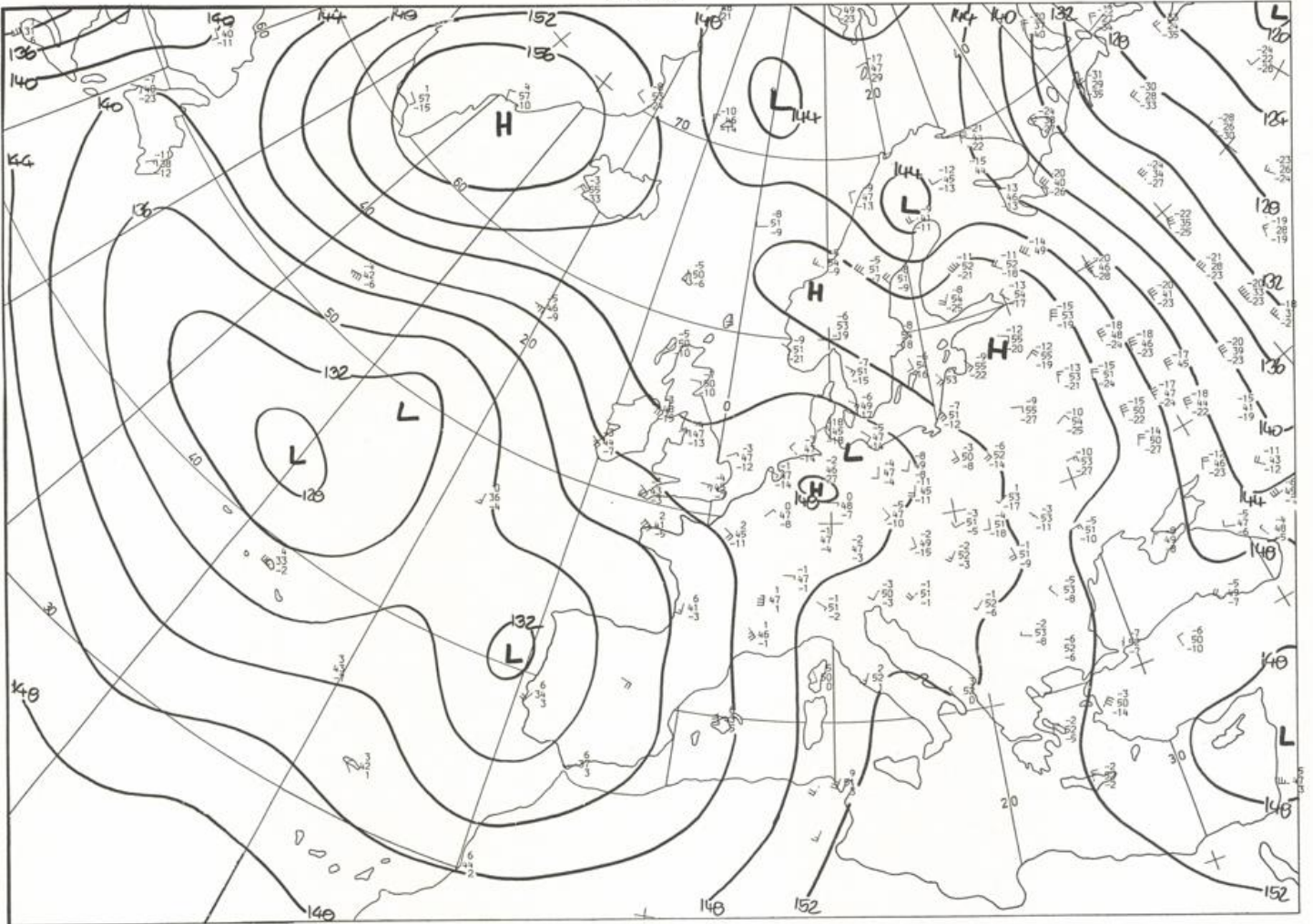
Stereogr. proj. 1:60 000 000 60°N



200 mbar OO GMT

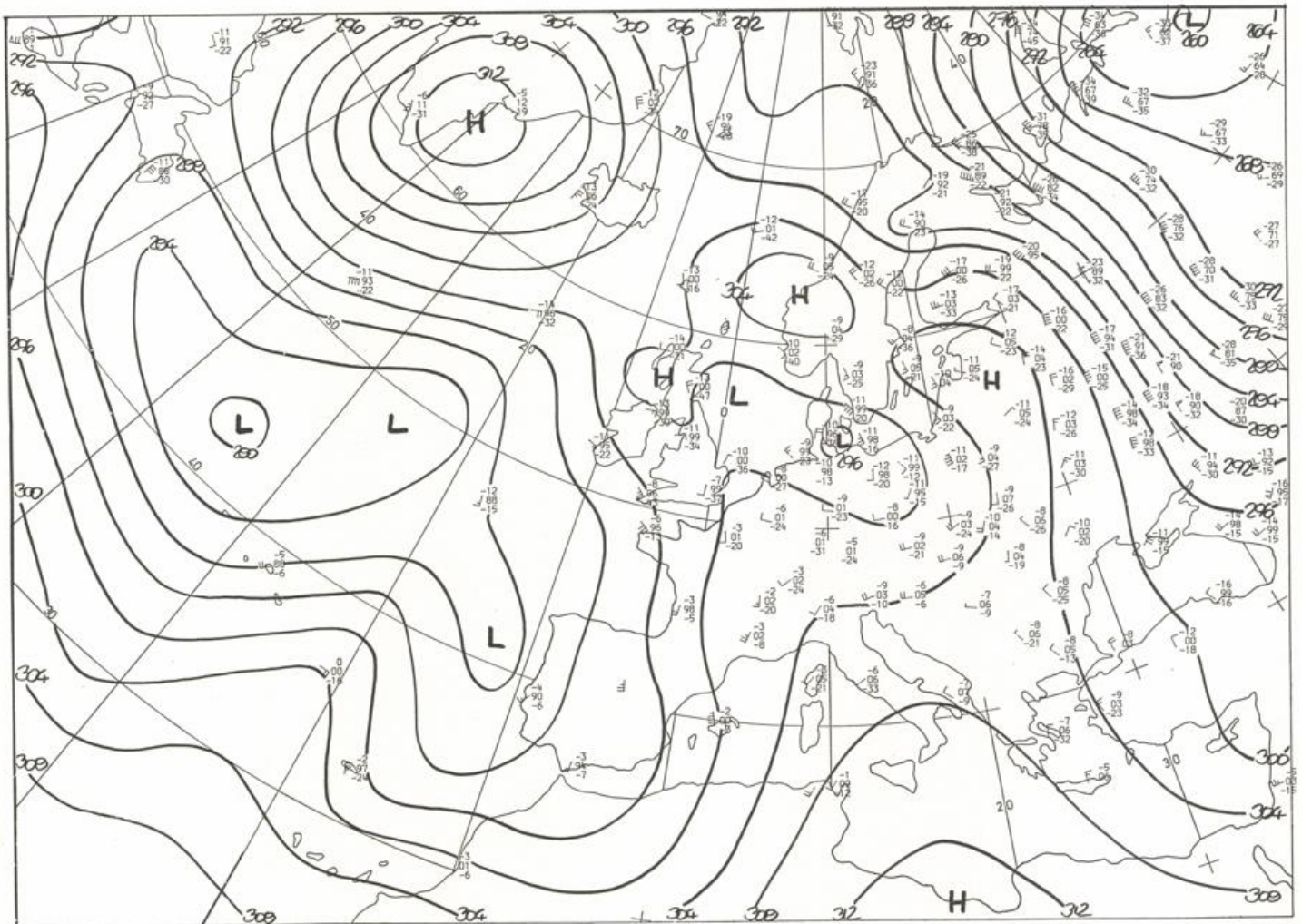


100 mbar 00 GMT




Stereogr. proj. 1:30 000 000 in 60°N

850 mbar 00 GMT

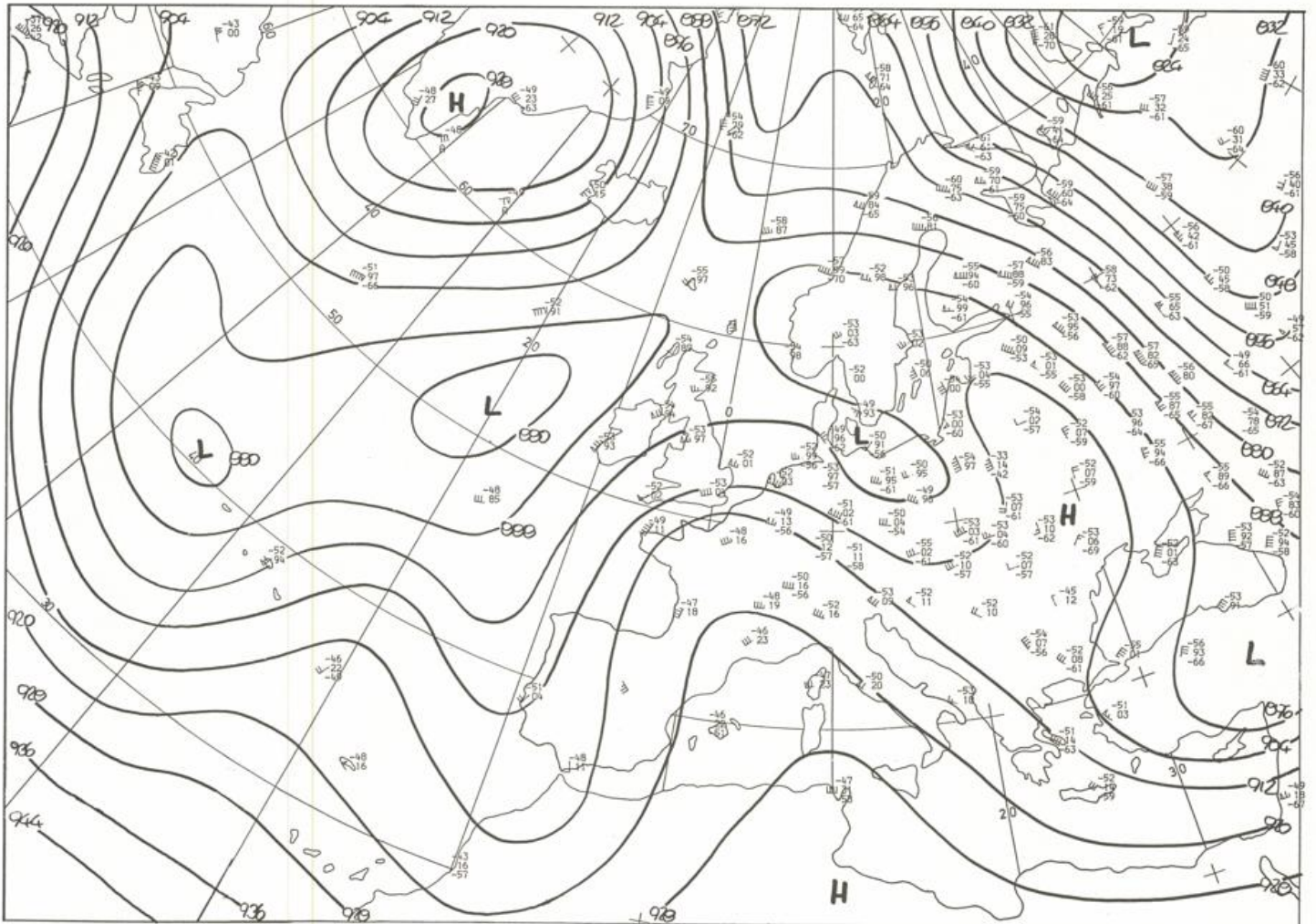


700 mbar 00 GMT


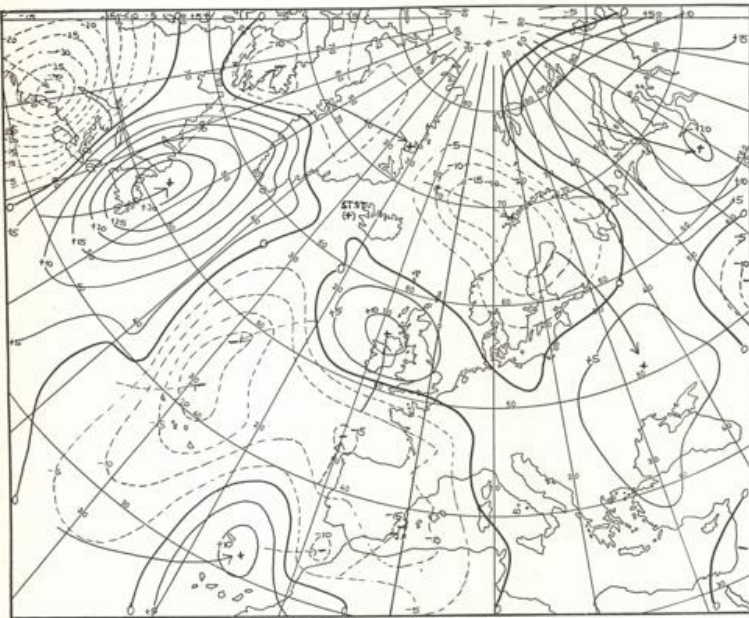


Stereogr. proj. 1:30 000 000 60°N

500/1000 mbar OO GMT



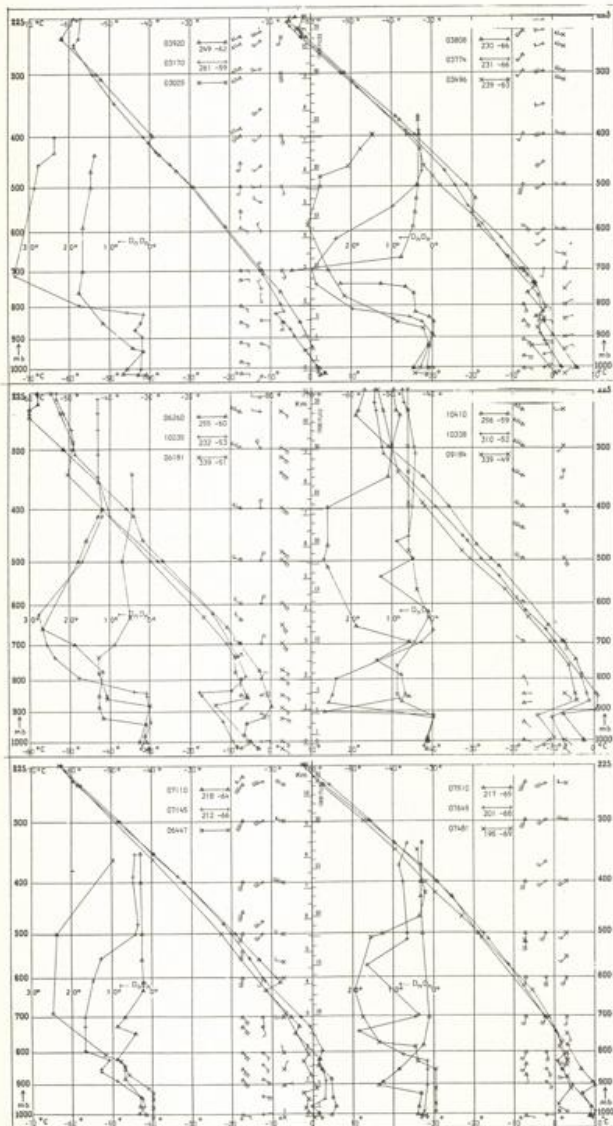
300 mbar OO GMT



Stereogr. proj. 1:60 000 000

24 hr surface pressure change OO GMT

24 hr thickness change OO GMT



Aerological Diagrams OO GMT

- 01241 Orland
- 01384 Oslo
- 01415 Stavanger
- 02465 Stockholm
- 02527 Goteborg
- 03005 Lerwick
- 03170 Shanwell
- 03496 Hemsby
- 03774 Crawley
- 03808 Camborne
- 03920 Long Kesh
- 06181 Kobenhavn
- 06260 De Bilt
- 06447 Uccle
- 06610 Payame
- 07110 Brest
- 07145 Trappes
- 07481 Lyon
- 07510 Bordeaux
- 07645 Nimes
- 09184 Greifswald
- 09393 Lindenberg
- 09548 Meiningen
- 10035 Schleswig
- 10338 Hannover
- 10410 Essen
- 10739 Stuttgart
- 10868 München-Oberschleißheim
- 11035 Wien
- 11520 Praha-Libus
- 12374 Legionowo
- 12843 Budapest
- 13275 Beograd
- 16044 Udine
- 16080 Milano
- 16242 Roma

