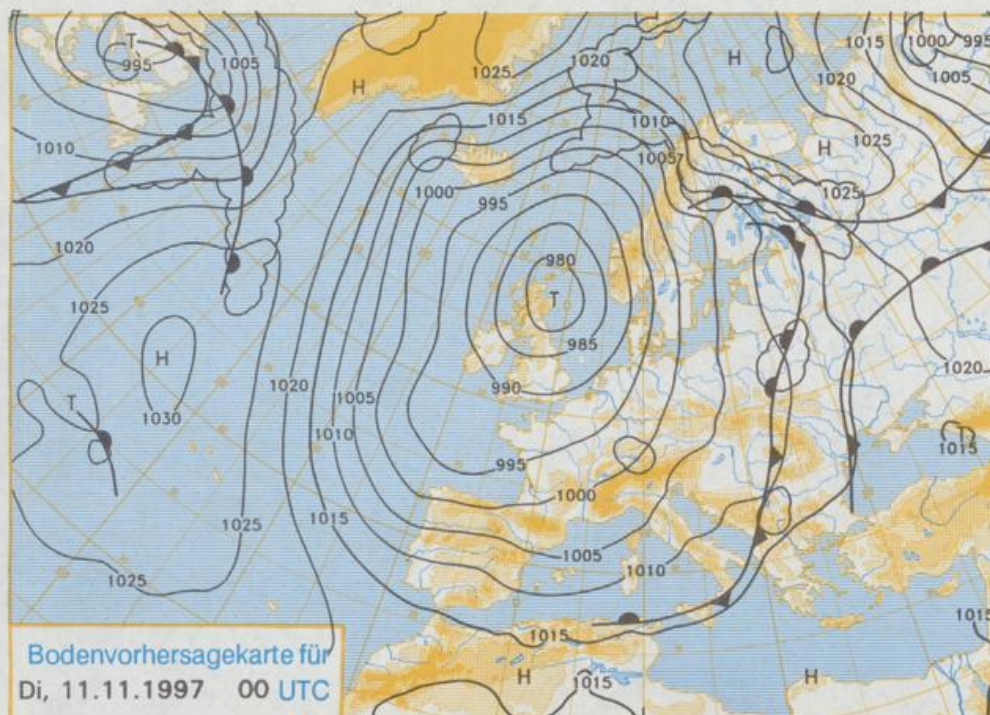


Stereographische Projektion 1 : 60 000 000 60°N



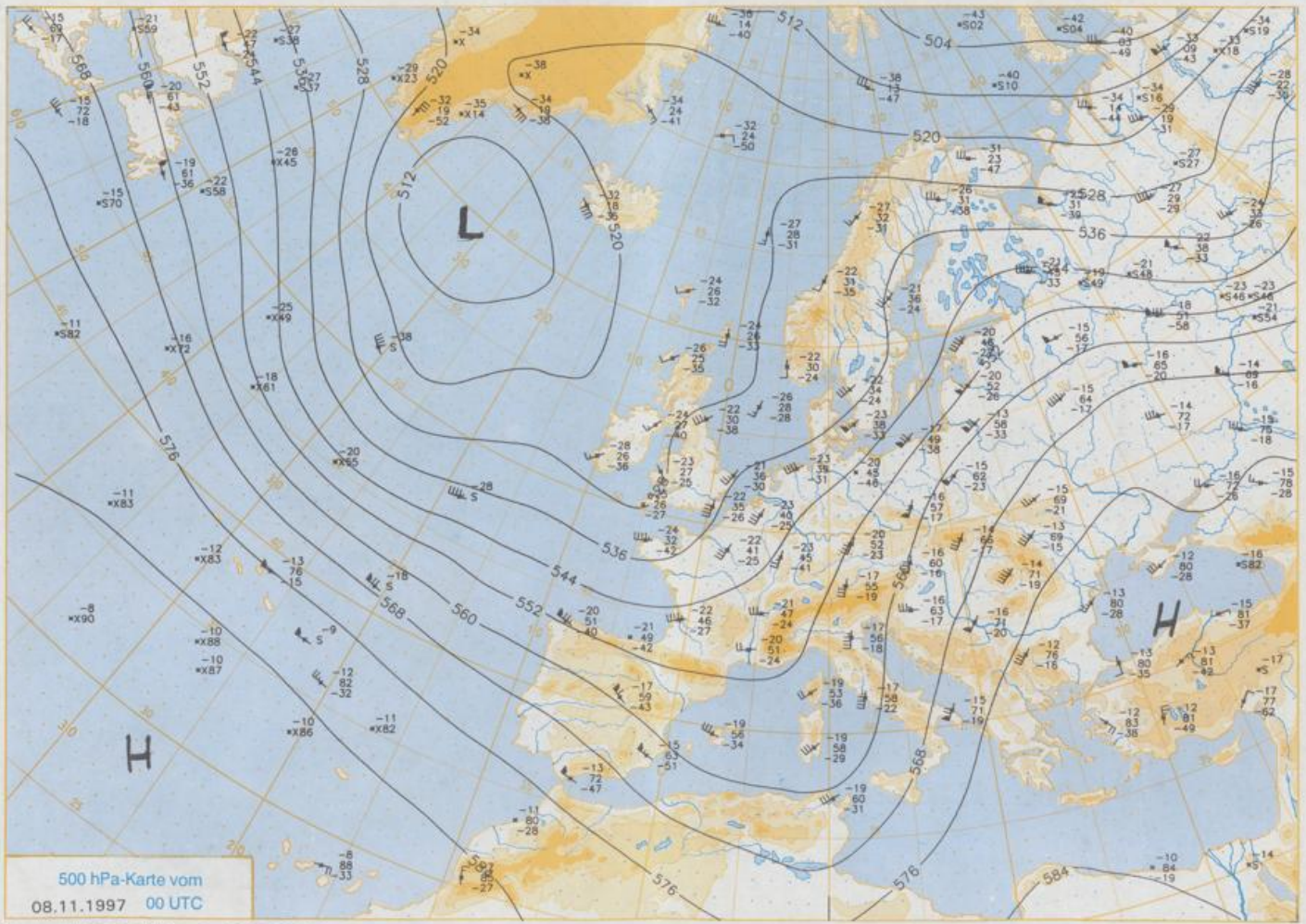
Deutschland-Vorhersage für Montag, 10.11.1997

Ein umfangreiches Tief über den Britischen Inseln lenkt mit südwestlicher Strömung am Boden milde, in der Höhe jedoch kalte Luft zu uns.

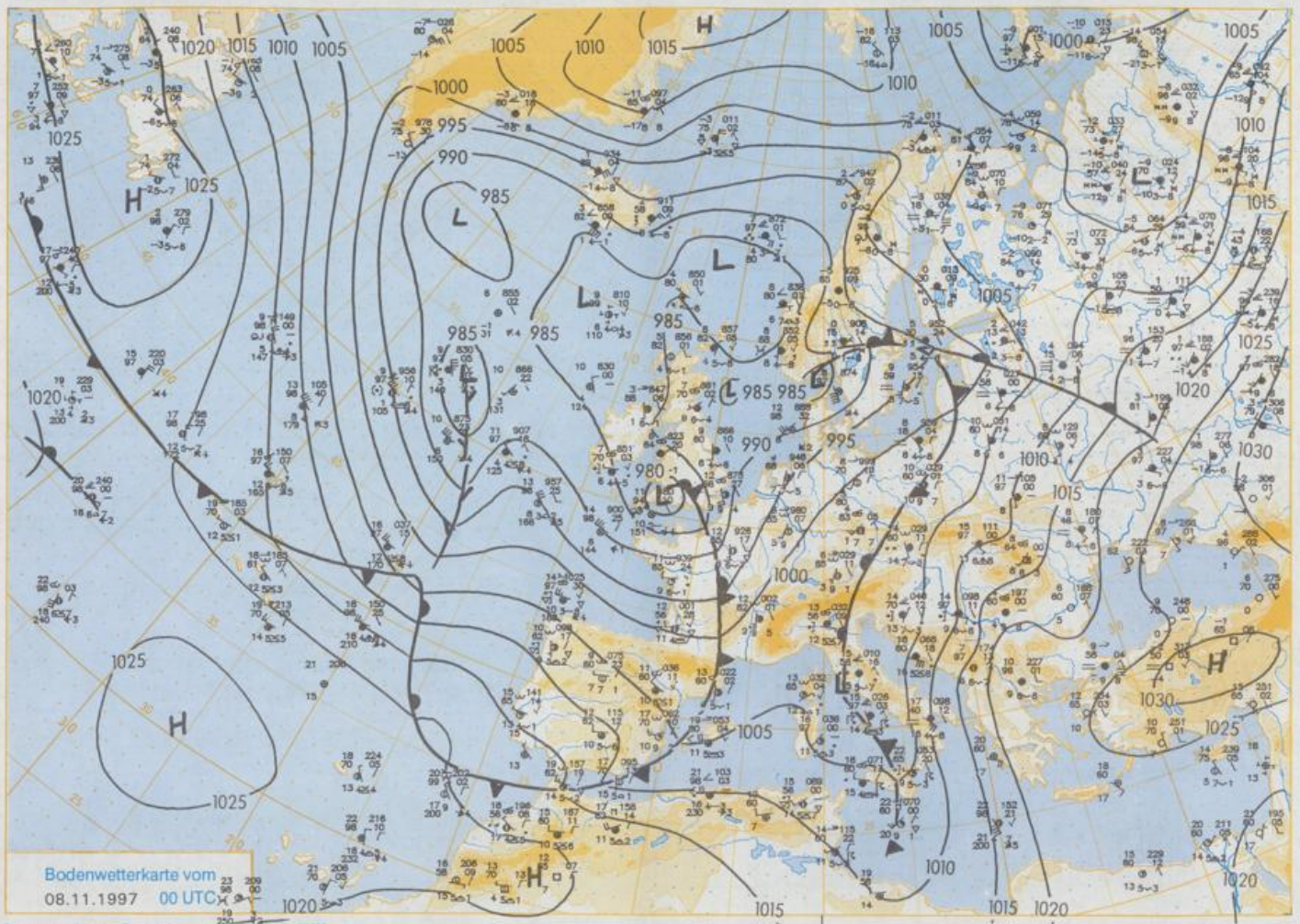
Nach frostfreier Nacht ist es am Montag wolbig, gelegentlich stark bewölkt, im Westen fallen einzelne Schauer, örtlich kann es zu kurzen Gewittern im Küstenbereich kommen. Am Alpenrand gibt es föhnige Aufheiterungen, dabei wird es dort mit Temperaturen bis 15°C sehr mild, sonst werden 10 bis 13°C erreicht. Der Wind weht im Nordwesten anfangs noch frisch bis stark, sonst mäßig bis frisch aus Südwest.

Weitere Aussichten für Dienstag, den 11.11.1997

Es ändert sich nur wenig.



Stereographische Projektion 1 : 30 000 000 60°N



Bodenwetterkarte vom
 08.11.1997 00 UTC
 Stereographische Projektion 1:30 000 000 60°N

Wettermeldungen von Samstag, dem 8. November 1997 06 UTC

| Station | Bar.-höhe (m) | Luftdr. red.NN (hPa) | Wetter | Wind km/h | Deutschland | | | | | Sonne Vort. Std. | RR 24h mm | Schnee höhe cm | Extremwerte der Lufttemperatur in der Dekade vom 1.11. bis 10.11. | | | | | |
|--------------------|---------------|----------------------|-------------|-----------|-------------|-----------------------|------------|------------|------------|------------------|-----------|----------------|---|----------------|------|-----------|-------|------------|
| | | | | | Luft 2 m | Temperaturen (Grad C) | | Nacht 5 cm | Tmax Datum | | | | Tmin Datum | | | | | |
| | | | | | | Tau-punkt | Max Vortag | | | | | | | Mittel Min 2 m | | | | |
| Helgoland | 8 | 994.3 | leicht bew. | S | 39 | 10.1 | 8.0 | 12.9 | 10.8 | 9.8 | 9 | 0.3 | 0.7 | 1952 | 15.5 | 2.11.1968 | 0.2 | 3.11.1980 |
| List / Sylt | 29 | 994.3 | leicht bew. | S | 22 | 7.1 | 6.9 | 10.0 | 9.3 | 7.0 | 5 | 0.2 | 2 | 1937 | 14.8 | 2.11.1968 | -3.0 | 2.11.1955 |
| Leck | 17 | 995.5 | leicht bew. | S | 18 | 7.1 | 5.3 | 12.7 | 9.8 | 7.1 | 5 | | 3 | 1974 | 14.8 | 2.11.1984 | -6.5 | 5.11.1995 |
| Husum | 37 | 996.0 | leicht bew. | SSE | 13 | 6.3 | 5.5 | 12.9 | 9.7 | 6.2 | 4 | 0.3 | 0.3 | | | | | |
| Schleswig | 48 | 996.8 | leicht bew. | S | 8 | 6.7 | 5.8 | 12.8 | 10.1 | 6.7 | 5 | 0.3 | 0.2 | 1947 | 17.8 | 2.11.1968 | -5.3 | 9.11.1948 |
| Kiel | 31 | 997.1 | leicht bew. | S | 9 | 7.4 | 4.4 | 13.7 | 10.8 | 7.2 | 6 | 0.3 | 0.4 | 1940 | 19.5 | 2.11.1968 | -4.9 | 10.11.1981 |
| Westermarckd. | 9 | 997.4 | leicht bew. | S | 17 | 7.0 | 5.2 | 13.3 | 10.6 | 7.0 | 6 | 1.2 | 3 | | | | | |
| Arkona | 42 | 999.5 | leicht bew. | SSW | 24 | 6.8 | 5.4 | 11.3 | 9.4 | 6.5 | 5 | 0.9 | 5 | 1951 | 17.8 | 1.11.1968 | -2.4 | 7.11.1970 |
| Norderney | 16 | 993.8 | leicht bew. | SSE | 22 | 8.0 | 6.2 | 12.4 | 9.4 | 7.0 | 6 | | 0.8 | 1947 | 16.2 | 2.11.1968 | -2.7 | 2.11.1955 |
| Bremerhaven | 11 | 996.1 | leicht bew. | SSE | 13 | 7.6 | 4.6 | 12.6 | 11.1 | 7.2 | 5 | 1.0 | 0.0 | 1949 | 18.4 | 2.11.1968 | -4.3 | 2.11.1966 |
| Cuxhaven | 12 | 995.6 | leicht bew. | SSE | 15 | 6.4 | 4.9 | 13.4 | 10.9 | 6.4 | 4 | 0.2 | 0.2 | 1946 | 18.3 | 2.11.1968 | -3.5 | 8.11.1970 |
| Hamburg/Flugh. | 15 | 997.7 | leicht bew. | SSE | 11 | 6.3 | 4.4 | 14.5 | 11.4 | 5.6 | 2 | 0.5 | 0.0 | 1891 | 20.2 | 2.11.1968 | -7.0 | 1.11.1956 |
| Lübeck | 15 | 998.0 | leicht bew. | SSE | 17 | 3.7 | 2.9 | 14.3 | 11.1 | 3.7 | -1 | 1.3 | 2 | 1890 | 19.8 | 1.11.1968 | -7.3 | 10.11.1921 |
| Boitenhagen | 17 | 998.4 | leicht bew. | S | 13 | 6.1 | 4.6 | 14.3 | 11.2 | 6.1 | 4 | 2.4 | 5 | 1951 | 19.1 | 1.11.1968 | -5.2 | 3.11.1966 |
| Schwerin | 68 | 998.7 | leicht bew. | S | 9 | 6.3 | 4.5 | 14.1 | 11.2 | 6.3 | 5 | 2.3 | 10 | 1946 | 19.1 | 1.11.1968 | -5.7 | 5.11.1949 |
| Warnemünde | 10 | 998.5 | leicht bew. | S | 9 | 7.4 | 4.6 | 14.2 | 11.4 | 7.4 | 5 | 2.5 | 9 | 1951 | 19.5 | 1.11.1968 | -4.4 | 2.11.1966 |
| Teterow | 50 | 1000.0 | | S | 22 | 4.6 | 4.0 | 13.5 | 10.8 | 4.5 | 3 | 2.2 | 0.3 | 1947 | 18.6 | 1.11.1968 | -4.9 | 5.11.1949 |
| Berth | 7 | 998.7 | leicht bew. | SSE | 5 | 5.5 | 3.8 | 12.8 | 10.7 | 5.5 | 4 | 2.3 | 6 | 1967 | 21.8 | 1.11.1968 | -6.7 | 8.11.1970 |
| Greifswald | 6 | 1000.0 | leicht bew. | S | 15 | 6.0 | 4.0 | 13.7 | 10.6 | 6.0 | 3 | 1.7 | 0.6 | 1951 | 19.6 | 1.11.1968 | -4.4 | 7.11.1970 |
| Ueckermünde | 7 | 1001.5 | leicht bew. | S | 13 | 5.7 | 5.1 | 13.6 | 9.8 | 5.7 | 4 | 2.5 | 3 | 1951 | 19.0 | 1.11.1968 | -6.4 | 1.11.1966 |
| Emden | 5 | 993.8 | leicht bew. | SSE | 18 | 6.9 | 5.6 | 12.9 | 10.4 | 5.2 | 3 | | 1 | 1947 | 17.6 | 2.11.1968 | -4.8 | 1.11.1956 |
| Oldenburg | 20 | 995.2 | wolkig | SSE | 11 | 8.4 | 5.8 | 14.2 | 11.2 | 7.5 | 5 | 0.1 | 0.0 | | | | | |
| Bremen/Flugh. | 5 | 996.3 | wolkig | SE | 13 | 7.2 | 5.3 | 14.2 | 11.6 | 5.9 | 3 | 0.3 | 0.0 | 1890 | 19.4 | 1.11.1968 | -8.8 | 10.11.1908 |
| Soitze | 78 | 997.8 | leicht bew. | SE | 8 | 4.9 | 4.2 | 14.1 | 11.2 | 4.5 | 2 | 1.1 | 0.6 | 1947 | 19.6 | 1.11.1968 | -7.5 | 3.11.1949 |
| Boizenburg | 46 | 998.9 | leicht bew. | SSE | 17 | 5.3 | 3.9 | 14.8 | 11.1 | 5.2 | 2 | 1.8 | 4 | 1951 | 20.1 | 1.11.1968 | -6.6 | 1.11.1956 |
| Lüchow | 18 | 999.3 | leicht bew. | SSE | 5 | 6.1 | 4.8 | 15.3 | 11.6 | 5.8 | 3 | 2.6 | 4 | 1955 | 21.1 | 1.11.1968 | -7.7 | 1.11.1956 |
| Seehausen/Altm. | 23 | 1000.3 | leicht bew. | SSE | 15 | 5.1 | 4.1 | 15.6 | 10.9 | 5.0 | 4 | 2.9 | 0.8 | | | | | |
| Mernitz | 85 | 1000.1 | leicht bew. | SSE | 11 | 6.1 | 3.9 | 14.6 | 11.2 | 6.1 | 3 | 2.9 | 2 | 1951 | 19.8 | 1.11.1968 | -6.6 | 1.11.1956 |
| Neuruppin | 39 | 1000.7 | leicht bew. | SSE | 2 | 3.7 | 3.0 | 15.6 | 10.4 | 3.7 | -0 | 1.7 | 0.4 | 1958 | 18.7 | 1.11.1968 | -5.8 | 8.11.1970 |
| Neubrandenburg | 80 | 1000.6 | leicht bew. | S | 18 | 6.1 | 5.0 | 13.5 | 10.2 | 6.1 | 5 | 2.6 | 0.5 | | | | | |
| Angermünde | 55 | 1001.1 | stark bew. | S | 8 | 4.8 | 3.7 | 15.8 | 10.9 | 4.8 | 2 | 2.0 | 0.6 | 1951 | 21.1 | 1.11.1968 | -7.6 | 1.11.1956 |
| Lingen | 26 | 994.6 | leicht bew. | SSE | 15 | 8.6 | 6.3 | 14.0 | 11.8 | 7.1 | 6 | | 0.2 | 1951 | 18.5 | 1.11.1968 | -7.1 | 4.11.1980 |
| Münst.-Osn./Flugh. | 53 | 995.6 | leicht bew. | SE | 9 | 7.8 | 5.5 | 14.8 | 12.2 | 7.0 | 6 | | 0.0 | | | | | |
| Osnabrück | 97 | 995.9 | leicht bew. | SSE | 15 | 8.5 | 5.3 | 15.0 | 12.2 | 8.5 | 6 | 0.1 | 0.0 | 1952 | 20.2 | 1.11.1968 | -6.6 | 4.11.1980 |
| Diepholz | 43 | 996.0 | leicht bew. | SE | 8 | 6.4 | 5.9 | 15.0 | 12.2 | 4.7 | 2 | 0.1 | 0.1 | 1952 | 19.6 | 1.11.1968 | -7.0 | 4.11.1980 |
| Bad Salzflut | 139 | 996.8 | leicht bew. | SSE | 15 | 8.3 | 4.6 | 13.7 | 11.8 | 7.6 | 4 | 0.7 | 0.0 | 1935 | 20.7 | 1.11.1968 | -6.0 | 4.11.1941 |
| Hannover/Flugh. | 59 | 997.8 | leicht bew. | SSE | 15 | 7.3 | 4.8 | 14.7 | 12.4 | 5.6 | 2 | 1.6 | 0.3 | 1936 | 20.6 | 1.11.1968 | -8.3 | 4.11.1980 |
| Braunschweig | 88 | 998.9 | wolkig | SE | 11 | 7.1 | 4.6 | 15.7 | 11.7 | 6.0 | 3 | 2.5 | 0.5 | 1891 | 21.5 | 1.11.1968 | -8.5 | 8.11.1908 |
| Gardelegen | 48 | 999.0 | wolkig | SSE | 8 | 6.8 | 4.0 | 15.7 | 10.7 | 5.9 | 3 | 2.7 | 0.3 | 1947 | 21.0 | 1.11.1968 | -9.3 | 1.11.1956 |
| Magdeburg | 85 | 1000.3 | wolkig | E | 5 | 3.5 | 2.9 | 16.6 | 10.1 | 3.5 | 1 | 2.7 | | 1947 | 20.6 | 1.11.1968 | -8.3 | 1.11.1956 |
| Potsdam | 100 | 1001.4 | wolkig | S | 17 | 5.1 | 4.3 | 15.9 | 10.6 | 5.0 | 2 | 2.8 | 0.3 | 1893 | 21.5 | 5.11.1899 | -8.3 | 10.11.1908 |
| Berlin-Temp. | 49 | 1001.8 | wolkig | SSE | 4 | 5.5 | 4.4 | 17.1 | 12.0 | 5.2 | 0 | 2.0 | 0.3 | 1876 | 20.5 | 1.11.1968 | -8.8 | 10.11.1908 |
| Lindenberg | 104 | 1001.6 | stark bew. | SSW | 8 | 6.6 | 4.8 | 16.7 | 10.7 | 6.3 | 4 | 0.8 | 1 | 1947 | 19.8 | 1.11.1968 | -8.0 | 1.11.1956 |
| Menschnow | 16 | 1001.0 | stark bew. | ESE | 4 | 5.0 | 4.1 | 16.0 | 10.3 | 4.9 | 1 | 0.9 | 0.8 | | | | | |
| Düsseldorff/Flugh. | 41 | 994.9 | leicht bew. | SSE | 24 | 8.9 | 5.1 | 13.9 | 11.2 | 8.7 | 7 | 0.3 | 0.1 | 1969 | 18.6 | 5.11.1994 | -6.7 | 5.11.1995 |
| Bocholt | 24 | 993.7 | leicht bew. | SSE | 8 | 9.1 | 5.3 | 12.5 | 10.6 | 7.7 | 6 | | 0.0 | 1947 | 19.7 | 7.11.1955 | -7.8 | 8.11.1980 |
| Essen | 161 | 995.0 | leicht bew. | SSE | 30 | 9.5 | 5.3 | 12.7 | 10.3 | 8.6 | 7 | 0.1 | 0.0 | 1935 | 20.2 | 4.11.1994 | -5.8 | 4.11.1980 |
| Luedenscheid | 392 | 996.0 | leicht bew. | S | 9 | 7.9 | 3.8 | 12.1 | 9.0 | 7.3 | 4 | 0.6 | 0.0 | | | | | |
| Kahler Asten | 859 | - | leicht bew. | S | 26 | 3.7 | 3.3 | 7.8 | 5.2 | 3.2 | 1 | 0.1 | 0.0 | 1955 | 17.6 | 7.11.1965 | -9.8 | 3.11.1980 |
| Bad Lippspringe | 158 | 997.1 | leicht bew. | SE | 21 | 8.6 | 4.9 | 13.6 | 11.5 | 7.8 | 4 | 3.0 | 0.0 | 1951 | 20.1 | 2.11.1968 | -7.2 | 8.11.1980 |
| Kassel | 233 | 998.8 | Gewitter | SW | 5 | 6.4 | 4.7 | 13.2 | 8.8 | 4.8 | 1 | 2.0 | 0.0 | 1951 | 20.7 | 1.11.1968 | -5.0 | 5.11.1988 |
| Göttingen | 171 | 998.7 | stark bew. | E | 15 | 7.6 | 5.0 | 14.0 | 10.4 | 5.8 | 3 | 1.9 | 0.7 | 1947 | 20.6 | 1.11.1968 | -11.0 | 2.11.1949 |
| Leinefelde | 356 | 999.7 | Regen | S | 5 | 6.9 | 4.3 | 13.3 | 9.9 | 5.4 | 2 | 2.8 | 0.4 | 1957 | 19.7 | 1.11.1968 | -6.4 | 2.11.1980 |
| Braunlage | 610 | 1000.2 | stark bew. | NW | 2 | 3.2 | 2.8 | 10.3 | 7.5 | 2.3 | -1 | 0.5 | 0.1 | 1936 | 18.8 | 9.11.1983 | -8.6 | 3.11.1980 |
| Brocken | 1153 | - | leicht bew. | SSW | 55 | 2.7 | 2.4 | 7.5 | 3.8 | 2.0 | 2 | | 1 | 1951 | 17.0 | 2.11.1968 | -13.0 | 3.11.1980 |
| Artern | 166 | 1000.7 | wolkig | NNE | 2 | 4.8 | 4.0 | 16.3 | 10.2 | 4.8 | 1 | 4.0 | | 1954 | 21.8 | 1.11.1968 | -7.6 | 1.11.1956 |
| Leipzig/Flugh. | 149 | 1000.8 | wolkig | S | 8 | 6.8 | 4.4 | 17.3 | 10.2 | 5.1 | 2 | 3.8 | 0.1 | 1951 | 21.3 | 1.11.1968 | -8.0 | 1.11.1956 |
| Wittenberg | 106 | 1001.2 | leicht bew. | E | 8 | 5.4 | 3.7 | 17.5 | 10.6 | 5.2 | 2 | 2.6 | 0.2 | 1951 | 21.2 | 1.11.1968 | -8.4 | 1.11.1956 |
| Oschatz | 152 | 1001.5 | leicht bew. | still | | 4.1 | 2.7 | 17.0 | 11.8 | 3.9 | 0 | 3.5 | 0.0 | | | | | |
| Dresden/Flugh. | 232 | 1001.7 | wolkig | SE | 13 | 7.6 | 3.9 | 17.8 | 12.6 | 6.7 | 3 | 3.3 | 0.1 | 1917 | 19.1 | 2.11.1945 | -7.7 | 1.11.1956 |
| Doberlug-Kir. | 100 | 1001.8 | wolkig | E | 8 | 3.4 | 1.9 | 17.4 | 11.4 | 3.3 | 0 | 2.3 | 3 | 1951 | 17.8 | 1.11.1968 | -9.8 | 1.11.1956 |
| Cottbus | 70 | 1001.8 | stark bew. | E | 8 | 6.0 | 5.2 | 18.9 | 12.4 | 5.0 | 2 | 2.6 | 0.0 | 1951 | 19.8 | 3.11.1968 | -9.0 | 1.11.1956 |
| Görlitz | 238 | 1001.6 | Regen | E | 8 | 7.4 | 5.8 | 17.5 | 13.4 | 7.0 | 5 | 1.3 | 0.0 | 1951 | 18.4 | 3.11.1968 | -7.8 | 1.11.1956 |
| Aachen | 205 | 993.8 | wolkig | S | 17 | 10.0 | 5.4 | 12.2 | 10.4 | 8.5 | 4 | 1.4 | | 1891 | 22.1 | 4.11.1994 | -6.9 | 9.11.1908 |
| Nuerbg.-Barw. | 486 | 995.8 | wolkig | S | 15 | 6.1 | 4.6 | 10.0 | 8.2 | 5.3 | 4 | 1.5 | 0.1 | | | | | |
| Köln-Bonn/Flugh. | 100 | 995.7 | wolkig | SE | 18 | 7.8 | 4.9 | 13.4 | 10.5 | 7.1 | 4 | 2.8 | 0.0 | 1957 | 20.2 | 1.11.19 | | |