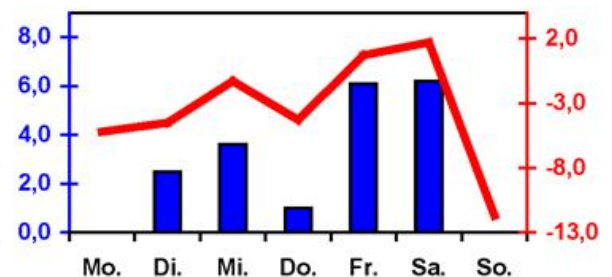
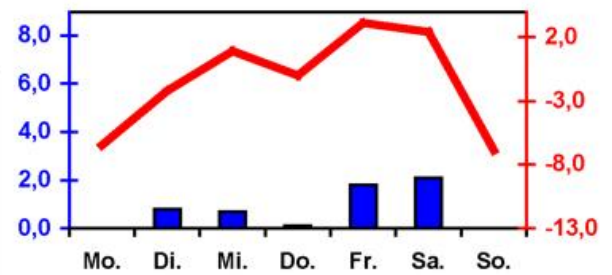
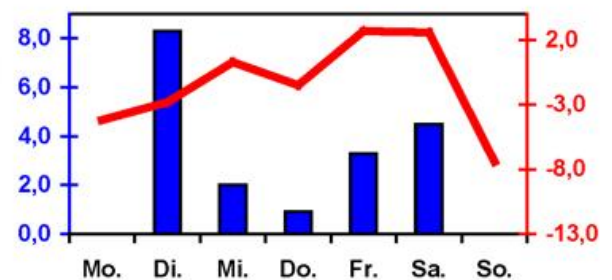
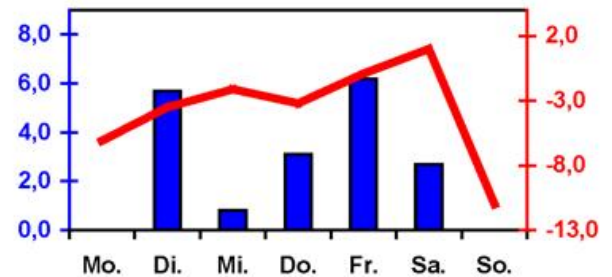


Wöchentlicher Witterungsbericht für Berlin, Brandenburg, Sachsen-Anhalt, Sachsen und Thüringen

Nr.03

vom 16.01.2006
bis 22.01.2006



Mittelwerte und Extrema im Zeitraum 1971 - 2000
für die Woche vom 16.01. bis 22.01.

| Stationen: | Mittlere Lufttemperatur [°C] | Höchstes Maximum der Lufttemperatur [°C] | Tiefstes Minimum der Lufttemperatur [°C] | Mittleres Maximum der Lufttemperatur [°C] | Mittleres Minimum der Lufttemperatur [°C] | Mittlere Niederschlagshöhen [mm] | Höchste Tagessumme der Niederschlagshöhe [mm] |
|---------------------|------------------------------|--|--|---|---|----------------------------------|---|
| Potsdam | 0.1 | 13.8 | -16.0 | 2.5 | -2.5 | 8.3 | 19.0 |
| Magdeburg | 0.5 | 13.4 | -18.8 | 3.0 | -2.0 | 5.9 | 13.5 |
| Berlin-Tempelhof | 0.6 | 13.6 | -15.9 | 2.8 | -2.0 | 8.4 | 16.9 |
| Dresden-Klotzsche | 0.2 | 16.2 | -13.8 | 2.7 | -2.1 | 8.2 | 17.0 |
| Erfurt-Bindersleben | -0.5 | 12.3 | -17.6 | 2.0 | -3.1 | 4.6 | 9.0 |

■ Tagessumme der Niederschlagshöhe in mm
— Tagesmittel der Lufttemperatur in °C

Daten der Wetterstationen des DWD in der 03. KW - 2006

Berlin/Brandenburg / Sachsen-Anhalt

Sachsen / Thüringen

| Station | Lufttemperatur [°C] | | | Niederschlag [mm] | Windspitze [m/s] | | Station | Lufttemperatur [°C] | | | Niederschlag [mm] | Windspitze [m/s] |
|---------|---------------------|------|------|-------------------|------------------|--|---------|---------------------|------|------|-------------------|------------------|
| | Mittel | Max. | Min. | | | | | Mittel | Max. | Min. | | |

| | | | | | | | | | | | | |
|----------|------------------|-------|-------|-------|-----|------|------------------|-------|------|-------|------|------|
| 16.01.06 | Angermünde | -6.2 | -3.7 | -8.4 | . | 7.0 | Chemnitz | -5.2 | -1.0 | -7.4 | . | 7.4 |
| | Berlin-Tempelhof | -5.5 | -1.4 | -8.9 | . | 6.6 | Dresden-Klotz. | -5.2 | -3.2 | -6.7 | . | 13.2 |
| | Cottbus | -5.2 | 0.7 | -9.9 | . | 8.3 | Erfurt-Bindersl. | -6.5 | 0.6 | -12.3 | . | 7.0 |
| | Magdeburg | -4.2 | 0.5 | -7.8 | . | 5.9 | Gera-Leumnitz | -5.4 | -1.3 | -7.5 | . | 12.6 |
| | Potsdam | -6.1 | -1.1 | -9.1 | . | 8.8 | Leinefelde | -3.7 | 1.8 | -8.0 | . | 7.8 |
| | Seehausen | -5.6 | -0.9 | -9.0 | . | 5.4 | Leipzig-Schkd. | -4.8 | -0.3 | -8.7 | . | 8.0 |
| | Wittenberg | | | | | | Meiningen | -8.0 | -4.3 | -11.2 | 0.0 | 6.8 |
| 17.01.06 | Angermünde | -4.7 | -1.3 | -8.2 | 1.5 | 9.0 | Chemnitz | -2.5 | 1.4 | -7.1 | 1.7 | 11.0 |
| | Berlin-Tempelhof | -3.9 | 1.1 | -7.8 | 5.5 | 9.4 | Dresden-Klotz. | -4.5 | -2.4 | -6.7 | 2.5 | 14.9 |
| | Cottbus | -2.7 | 0.9 | -5.7 | 4.9 | 10.6 | Erfurt-Bindersl. | -2.2 | 1.4 | -8.8 | 0.8 | 12.1 |
| | Magdeburg | -2.8 | 1.1 | -6.2 | 8.3 | 9.1 | Gera-Leumnitz | -4.0 | 1.0 | -7.3 | 1.1 | 14.5 |
| | Potsdam | -3.5 | -0.1 | -7.2 | 5.7 | 11.3 | Leinefelde | -3.0 | 1.2 | -5.7 | 2.2 | 9.9 |
| | Seehausen | -3.4 | -0.1 | -7.5 | 5.5 | 8.9 | Leipzig-Schkd. | -2.7 | 1.0 | -6.0 | 2.5 | 12.8 |
| | Wittenberg | | | | 1.6 | | Meiningen | -5.7 | 1.0 | -8.8 | 9.0 | 9.0 |
| 18.01.06 | Angermünde | -3.6 | -2.3 | -4.7 | 0.1 | 10.1 | Chemnitz | -0.5 | 1.4 | -4.5 | 1.2 | 17.6 |
| | Berlin-Tempelhof | -2.6 | -1.2 | -3.8 | 0.3 | 8.8 | Dresden-Klotz. | -1.3 | 2.3 | -4.3 | 3.6 | 13.4 |
| | Cottbus | -1.9 | 1.2 | -5.0 | 1.4 | 8.8 | Erfurt-Bindersl. | 0.9 | 1.7 | -1.5 | 0.7 | 13.1 |
| | Magdeburg | 0.3 | 2.6 | -1.9 | 2.0 | 11.5 | Gera-Leumnitz | 0.5 | 2.3 | -3.4 | 3.2 | 14.2 |
| | Potsdam | -2.1 | 0.3 | -3.7 | 0.8 | 8.1 | Leinefelde | 1.1 | 1.8 | -1.1 | 1.4 | 11.6 |
| | Seehausen | -1.0 | 0.4 | -2.7 | 0.9 | 8.5 | Leipzig-Schkd. | 0.4 | 3.1 | -2.8 | 1.5 | 14.7 |
| | Wittenberg | -0.9 | 1.1 | -3.4 | 1.6 | 11.6 | Meiningen | 1.4 | 2.2 | 0.0 | 0.8 | 15.5 |
| 19.01.06 | Angermünde | -4.0 | -2.7 | -5.0 | 0.9 | 6.7 | Chemnitz | -3.3 | 0.5 | -4.8 | 0.3 | 7.3 |
| | Berlin-Tempelhof | -3.3 | -2.3 | -4.1 | 1.9 | 8.2 | Dresden-Klotz. | -4.3 | -3.5 | -5.0 | 1.0 | 7.0 |
| | Cottbus | -4.0 | -3.1 | -4.8 | 1.8 | 6.2 | Erfurt-Bindersl. | -1.0 | 2.5 | -2.9 | 0.1 | 7.3 |
| | Magdeburg | -1.5 | -0.7 | -2.0 | 0.9 | 7.2 | Gera-Leumnitz | -2.2 | 1.4 | -3.8 | 0.2 | 8.6 |
| | Potsdam | -3.2 | -1.8 | -4.2 | 3.1 | 9.9 | Leinefelde | -0.5 | 2.3 | -2.2 | 0.6 | 9.7 |
| | Seehausen | -2.1 | -1.0 | -2.7 | 3.3 | 9.4 | Leipzig-Schkd. | -2.4 | -0.2 | -3.6 | 0.9 | 6.4 |
| | Wittenberg | -2.9 | -2.2 | -3.3 | 2.5 | 8.1 | Meiningen | 0.2 | 3.0 | -1.1 | 0.2 | 7.9 |
| 20.01.06 | Angermünde | -4.3 | 0.9 | -6.8 | 6.6 | 9.7 | Chemnitz | 2.4 | 3.4 | 0.4 | 5.3 | 17.8 |
| | Berlin-Tempelhof | -1.5 | 3.9 | -4.5 | 6.9 | 10.8 | Dresden-Klotz. | 0.7 | 4.9 | -3.5 | 6.1 | 12.9 |
| | Cottbus | -0.7 | 3.6 | -4.5 | 7.9 | 11.3 | Erfurt-Bindersl. | 3.1 | 4.4 | 1.6 | 1.8 | 12.2 |
| | Magdeburg | 2.7 | 4.8 | -1.1 | 3.3 | 10.4 | Gera-Leumnitz | 2.6 | 3.6 | 1.3 | 2.8 | 15.8 |
| | Potsdam | -0.9 | 3.3 | -4.5 | 6.2 | 13.0 | Leinefelde | 2.6 | 4.6 | 1.1 | 3.4 | 13.2 |
| | Seehausen | 0.7 | 4.1 | -2.6 | 7.5 | 9.5 | Leipzig-Schkd. | 3.0 | 5.0 | -0.4 | 3.6 | 15.1 |
| | Wittenberg | 1.2 | 3.7 | -3.3 | 6.0 | 10.3 | Meiningen | 1.0 | 2.9 | -0.1 | 3.9 | 18.5 |
| 21.01.06 | Angermünde | -1.3 | 2.2 | -12.1 | 0.0 | 11.5 | Chemnitz | 0.9 | 2.0 | 0.1 | 13.7 | 16.9 |
| | Berlin-Tempelhof | 0.8 | 3.6 | -9.7 | 4.1 | 11.1 | Dresden-Klotz. | 1.7 | 2.8 | -3.0 | 6.2 | 17.2 |
| | Cottbus | 1.6 | 3.0 | -8.1 | 2.3 | 10.6 | Erfurt-Bindersl. | 2.4 | 4.1 | 0.7 | 2.1 | 16.5 |
| | Magdeburg | 2.6 | 4.1 | -3.3 | 4.5 | 10.5 | Gera-Leumnitz | 2.3 | 3.8 | 0.5 | 3.8 | 16.6 |
| | Potsdam | 1.0 | 3.5 | -7.2 | 2.7 | 12.5 | Leinefelde | 1.9 | 3.2 | -0.7 | 8.8 | 14.2 |
| | Seehausen | 1.5 | 4.1 | -5.5 | 2.4 | 11.2 | Leipzig-Schkd. | 2.6 | 3.7 | -1.3 | 9.1 | 13.9 |
| | Wittenberg | 1.9 | 3.5 | -4.9 | 5.7 | 12.6 | Meiningen | 2.1 | 3.2 | 0.5 | 2.3 | 14.8 |
| 22.01.06 | Angermünde | -13.6 | -10.4 | -16.9 | . | 8.9 | Chemnitz | -10.1 | 0.4 | -15.8 | 0.2 | 10.2 |
| | Berlin-Tempelhof | -12.3 | -9.6 | -16.2 | . | 9.2 | Dresden-Klotz. | -11.7 | -3.1 | -17.2 | 0.0 | 9.3 |
| | Cottbus | -12.9 | -8.1 | -17.7 | 0.0 | 9.6 | Erfurt-Bindersl. | -6.9 | 0.8 | -11.2 | 0.0 | 10.3 |
| | Magdeburg | -7.4 | -3.3 | -12.3 | 0.0 | 8.2 | Gera-Leumnitz | -7.8 | 0.7 | -12.7 | 0.0 | 9.5 |
| | Potsdam | -11.0 | -7.2 | -15.8 | . | 9.9 | Leinefelde | -5.6 | -0.5 | -10.5 | 0.0 | 9.3 |
| | Seehausen | -8.7 | -5.5 | -12.5 | . | 9.5 | Leipzig-Schkd. | -8.3 | -1.1 | -12.7 | 0.0 | 10.2 |
| | Wittenberg | -10.2 | -4.9 | -15.0 | 0.0 | 9.6 | Meiningen | -5.3 | 0.5 | -11.6 | 0.0 | 9.3 |

Lufttemperatur Mittel:

Lufttemperatur Maximum:

Lufttemperatur Minimum:

Niederschlag:

Windspitze:

Tagesmittel der Lufttemperatur in 2m Höhe, gemittelt von 01 Uhr MEZ des Datumstages bis 01 Uhr MEZ des Folgetages

Maximum der Lufttemperatur in 2m Höhe, von 01 Uhr MEZ des Datumstages bis 01 Uhr MEZ des Folgetages

Minimum der Lufttemperatur in 2m Höhe, von 01 Uhr MEZ des Datumstages bis 01 Uhr MEZ des Folgetages

Niederschlagshöhe in der Zeit von 07 Uhr MEZ des Datumstages bis 07 Uhr MEZ des Folgetages

0.0 = kein messbarer Niederschlag . = kein Niederschlag

Maximale Windgeschwindigkeit in 10m Höhe, von 01 MEZ Uhr des Datumstages bis 01 Uhr MEZ des Folgetages